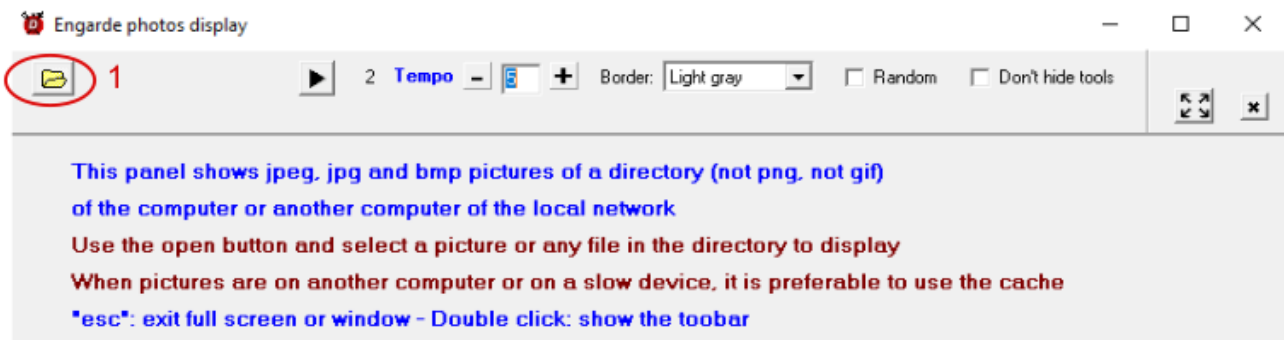


## Photo slideshow for DiapoEngarde and ShowPiste

The photo slideshow displays photos of your competitions or sponsors on the screens.

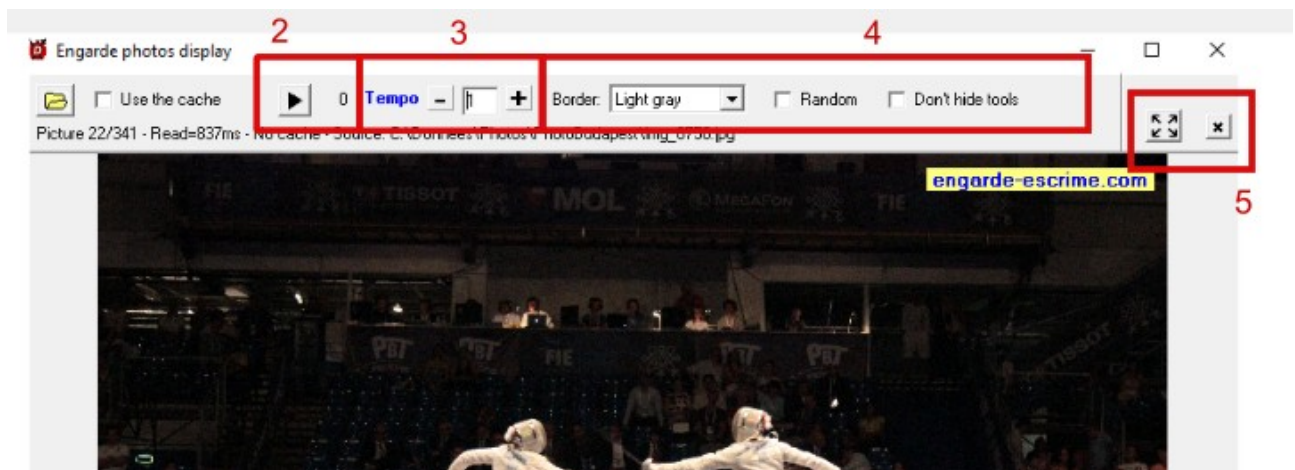
### DiapoEngarde

To setup and display the slideshow use the « Screen » menu then «Show photos ».



Select the folder icon to open the image file (1). The images of this folder will be used by the slideshow. During the competition you can add or remove some photos, the slideshow will update accordingly.

You can use the photo folder of another computer on the network. In this case, loading the images is longer. To shorten the loading and to avoid network overload, check the « Use the cache » option. Thus, the photo loaded will be copied to a folder of the computer running the slideshow and later loading will be faster. This folder is Ressources1\cacheDiapoPhotos



The diaporama starts automatically and an image loading time is displayed (2).

You can adjust the tempo of the slideshow (3)

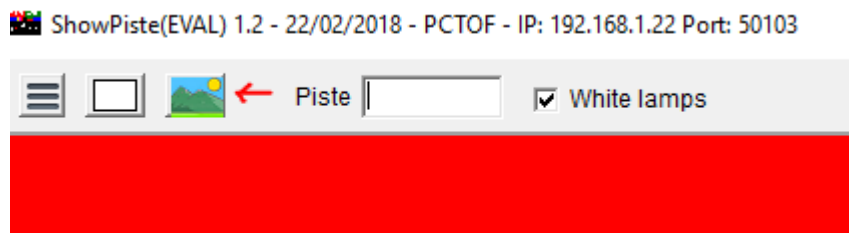
You can choose the color of the border, a random order of the photos and do not hide the toolbox (4)

A button enables switching to full screen or to minimize the display, the button with a cross on the right closes the toolbox. (5)

In full screen, a double click displays the toolbox. The escape key does the same.

## ShowPiste

In ShowPiste, the photo slideshow can be accessed with the photo button (pointed by a red arrow below):



You can control the slideshow display by ShowPiste from the « Piste » window of Engarde with the menu « ShowPiste » : See photos until next match, see photos until score change or stop photos.

